



*REGIONAL CONSTRUCTION
STANDARDS*

FOURTH EDITION

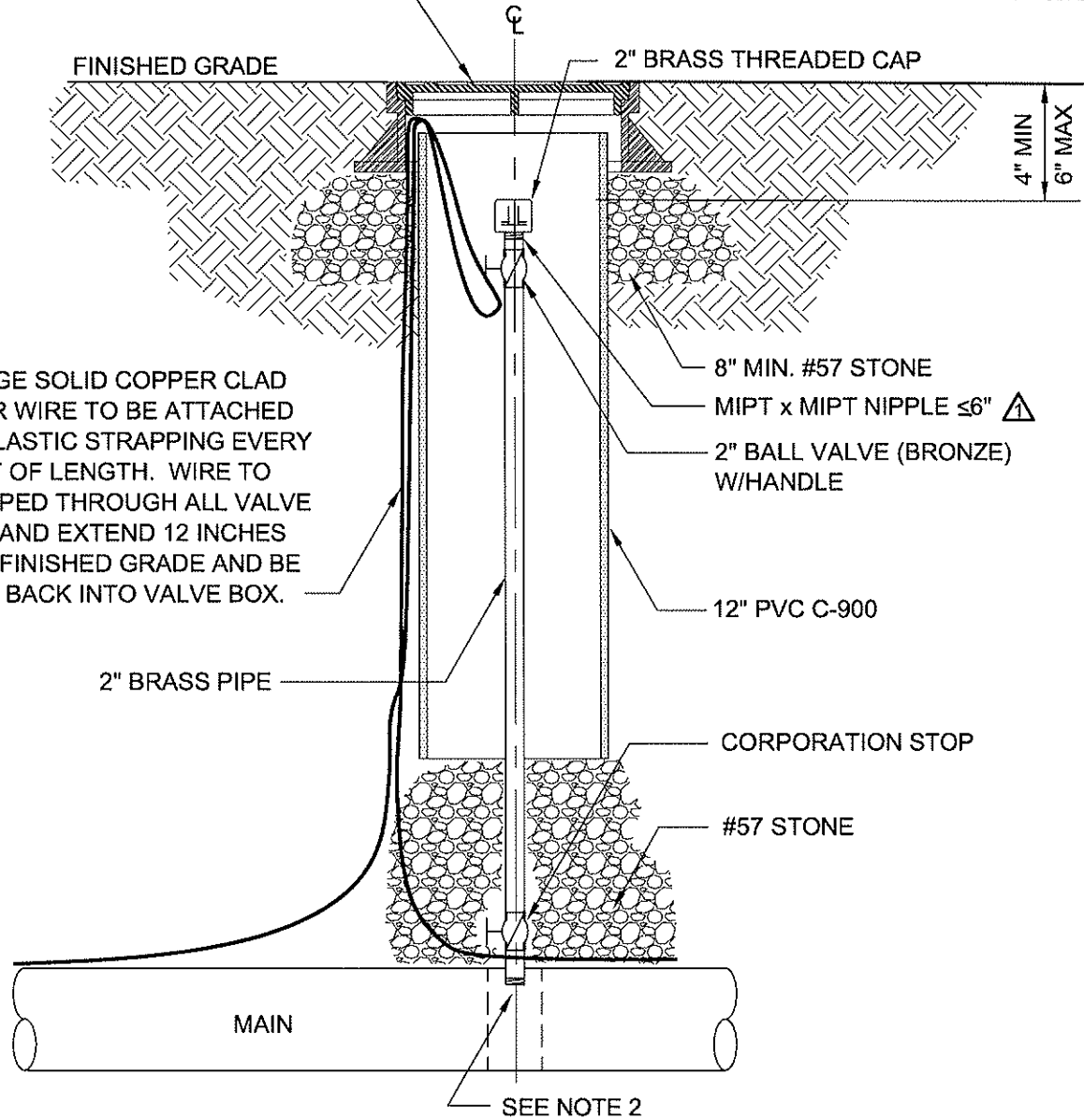
Publication Update #2

(Full Committee Approved Proposed Revision #3
As Publication Update #2 with a Revised Date of 3/20/08)

May 8, 2008

URS

SEE STANDARD VALVE BOX
FRAME AND COVER DETAIL



10 GAUGE SOLID COPPER CLAD
TRACER WIRE TO BE ATTACHED
WITH PLASTIC STRAPPING EVERY
10 FEET OF LENGTH. WIRE TO
BE LOOPED THROUGH ALL VALVE
BOXES AND EXTEND 12 INCHES
ABOVE FINISHED GRADE AND BE
COILED BACK INTO VALVE BOX.

▲

FITTING	INLET THREAD	OUTLET THREAD
CORPORATION STOP	AWWA/CC	FEMALE IRON PIPE
BALL VALVE	FEMALE IRON PIPE	FEMALE IRON PIPE
THREADED CAP	FEMALE IRON PIPE	N/A

MANUAL AIR VENT ASSEMBLY

NOT TO SCALE

▲ REVISED 3/20/08

REFERENCE
200,801,803






CATEGORY
WATER & SANITARY

DATE
10/06

SHEET No.
1 OF 2

DETAIL No.
WS_03

NOTES:

1. 2" BRASS PIPE AND FITTINGS SHALL BE USED FOR AIR RELEASE ASSEMBLY.
2. ALL DUCTILE IRON MAINS, SIX INCHES IN DIAMETER AND LARGER, MAY BE TAPPED WITHOUT SADDLES. WHERE PVC MAINS ARE PERMITTED BY LOCALITIES, THE CONNECTION TO A PVC MAIN MUST BE TAPPED WITH A SADDLE. TAPPING SADDLES TO BE INSTALLED IN ACCORDANCE WITH THE MANUFACTURES SPECIFICATIONS. ALL SADDLES TO BE STAINLESS STEEL OR EPOXY COATED.
-  3. ALL BRASS FITTINGS SHALL HAVE IRON PIPE THREADS.
-  4. BRASS PIPE SHALL HAVE MALE IRON PIPE THREADS AT EACH END.
-  5. THE CORPORATION STOPS SHALL BE MANUFACTURED WITH AWWA/CC TAPERED INLET THREADS.
-  6. CORPORATION STOPS JOINING TO EXISTING GALVANIZED PIPING OR PROPOSED BRASS PIPE SHALL HAVE FEMALE IRON PIPE THREADS.
-  7. FOR CORPORATION STOPS JOINING TO GALVANIZED OR BRASS PIPING, USE FORD METER BOX CO., MODEL FB1600.

MANUAL AIR VENT ASSEMBLY

NOT TO SCALE

 REVISED 3/20/08

REFERENCE 200,801,803	CATEGORY WATER & SANITARY	DATE 10/06	SHEET No. 2 OF 2	DETAIL No. WS_03
--------------------------	------------------------------	---------------	---------------------	---------------------